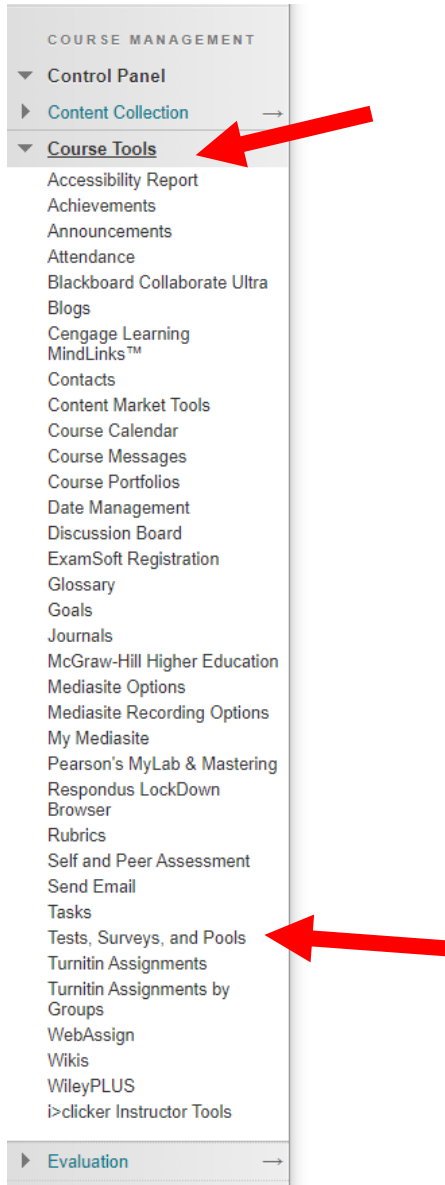


Transferring eCampus Exam and Question Pools into Canvas

Transferring Exam from eCampus to Canvas:

Inside the eCampus Course, click Course Tools on the left menu, then Test, Surveys, and pools



Choose Tests

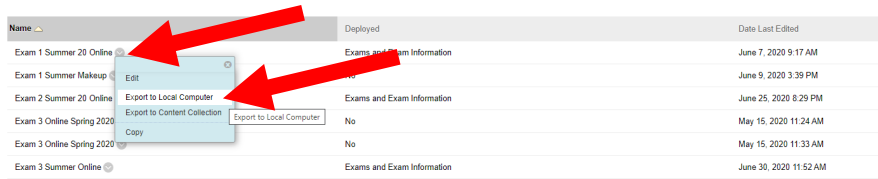
Tests, Surveys, and Pools

Tests
Tests are sets of questions that are graded to measure student performance. Once a test is created here, it must be deployed within a content folder before students can take the test. Test results are reviewed in the Grade Center. Note that some question types are not automatically graded.

Surveys
Surveys are not graded, and student responses are anonymous. They are useful for gathering data from students that is not used to evaluate student performance. Surveys must be deployed in a content folder for students to respond to the survey.

Pools
Pools are sets of questions that can be added to any Test or Survey. Pools are useful for storing questions and reusing them in more than one Test or Survey.

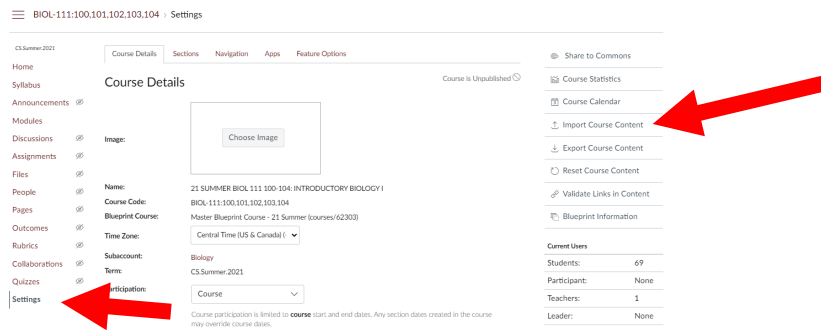
Click the small arrow, then click Export to Local Computer



Name	Deployed	Date Last Edited
Exam 1 Summer 20 Online	Exams and Exam Information	June 7, 2020 9:17 AM
Exam 1 Summer Makeup		June 9, 2020 3:39 PM
Exam 2 Summer 20 Online	Exams and Exam Information	June 25, 2020 8:29 PM
Exam 3 Online Spring 2020	No	May 15, 2020 11:24 AM
Exam 3 Online Spring 2020	No	May 15, 2020 11:33 AM
Exam 3 Summer Online	Exams and Exam Information	June 30, 2020 11:52 AM

This will download the zipped file into your Downloads folder

Go to your canvas course settings, and click import course content

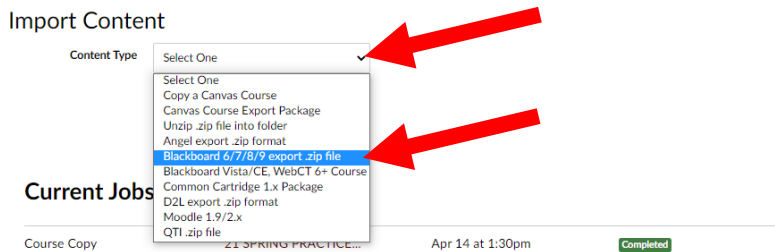


BIOL-111:100.101.102.103.104 - Settings

Course Details

Import Course Content

Click the dropdown menu and choose Blackboard 6/7/8/9/ export

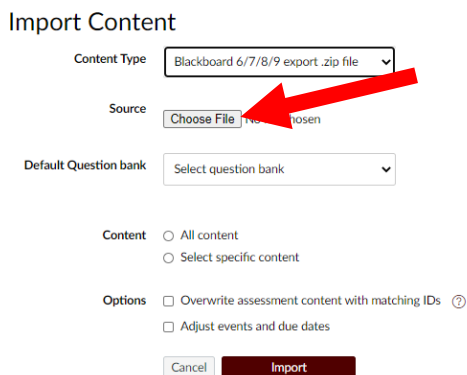


Import Content

Content Type

- Select One
- Select One
- Copy a Canvas Course
- Canvas Course Export Package
- Unzip .zip file into folder
- Angel export .zip format
- Blackboard 6/7/8/9 export .zip file**
- Blackboard Vista/CE, WebCT 6+ Course
- Common Cartridge 1.x Package
- D2L export .zip format
- Moodle 1.9/2.x
- QTI .zip file

Now click Choose File



Import Content

Content Type: Blackboard 6/7/8/9 export .zip file

Source: Choose File

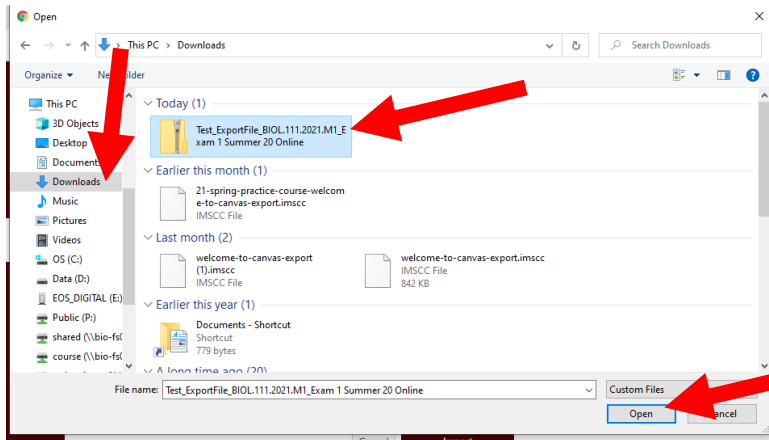
Default Question bank: Select question bank

Content: All content Select specific content

Options: Overwrite assessment content with matching IDs Adjust events and due dates

Cancel Import

Click your downloads file on the pop up window and choose the downloaded file from eCampus



This will populate with the zip file, then click the Question Bank Drop Down

Import Content

Content Type: Blackboard 6/7/8/9 export .zip file

Source: Choose File | Test_ExportFI... 20 Online.zip

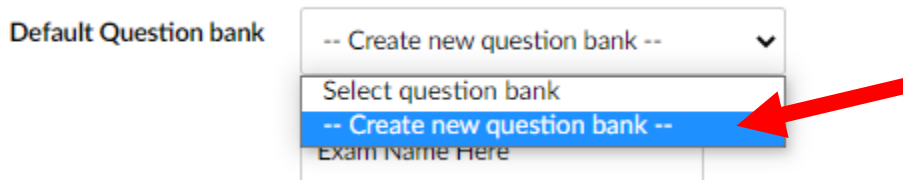
Default Question bank: Select question bank

Content: All content
 Select specific content

Options: Overwrite assessment content with matching IDs
 Adjust events and due dates

Buttons: Cancel, Import

Choose "Create New Question Bank"



Enter an Exam name in the blank and then Choose "All content", then click Import

Import Content

Content Type: Blackboard 6/7/8/9 export .zip file

Source: Choose File | Test_ExportFI... 20 Online.zip

Default Question bank: -- Create new question bank --

Exam Name Here

Content: All content
 Select specific content

Options: Overwrite assessment content with matching IDs
 Adjust events and due dates

Buttons: Cancel, Import

This will create a new row, once the row says completed you can move over to quizzes

Import Content

Content Type

Current Jobs

Blackboard Learn

...1+Summer+20+Online.zip

Apr 14 at 2:29pm

Completed

- Home
- Syllabus
- Announcements
- Modules
- Discussions
- Assignments
- Files
- People
- Pages
- Outcomes
- Rubrics
- Collaborations
- Quizzes
- Settings

Assignment Quizzes		
Lab 1 Quiz	Not available until May 31 at 12:00am Due Jun 7 at 7:59am 5 pts 13 Questions	
Lab 2 Quiz	Not available until Jun 2 at 12:00am Due Jun 9 at 7:59am 5 pts 13 Questions	
Lab 3 Quiz	Not available until Jun 4 at 12:00am Due Jun 11 at 7:59am 5 pts 11 Questions	
Lab 4 Quiz	Not available until Jun 7 at 12:00am Due Jun 14 at 7:59am 5 pts 11 Questions	
Lab 5 Quiz	Not available until Jun 11 at 12:00am Due Jun 18 at 7:59am 5 pts 12 Questions	
Lab 6 Quiz	Not available until Jun 14 at 8:00am Due Jun 21 at 7:59am 5 pts 12 Questions	
Lab 7 Quiz	Not available until Jun 16 at 12:00am Due Jun 23 at 7:59am 5 pts 11 Questions	
Lab 8 Quiz	Not available until Jun 18 at 12:00am Due Jun 25 at 7:59am 5 pts 13 Questions	
Lab 9 Quiz	Not available until Jun 21 at 12:00am Due Jun 28 at 7:59am 5 pts 10 Questions	
Lab 10 Quiz	Not available until Jun 23 at 12:00am Due Jun 30 at 7:59am 5 pts 12 Questions	
Exam 1 Summer 20 Online	150 pts 50 Questions	
Week 1: Quiz [Title Here]		
Week 1: Quiz [Title Here]		

Click the Quiz link to bring up the quiz page, click "Edit" to begin editing the test options and checking on the questions:

CS.Summer.2021

[Publish](#) [Preview](#) [Edit](#)



- Home
- Syllabus
- Announcements
- Modules
- Discussions
- Assignments
- Files
- People
- Pages
- Outcomes
- Rubrics
- Collaborations
- Quizzes**
- Settings

This quiz is unpublished
Only teachers can see the quiz until it is published.

Exam 1 Summer 20 Online

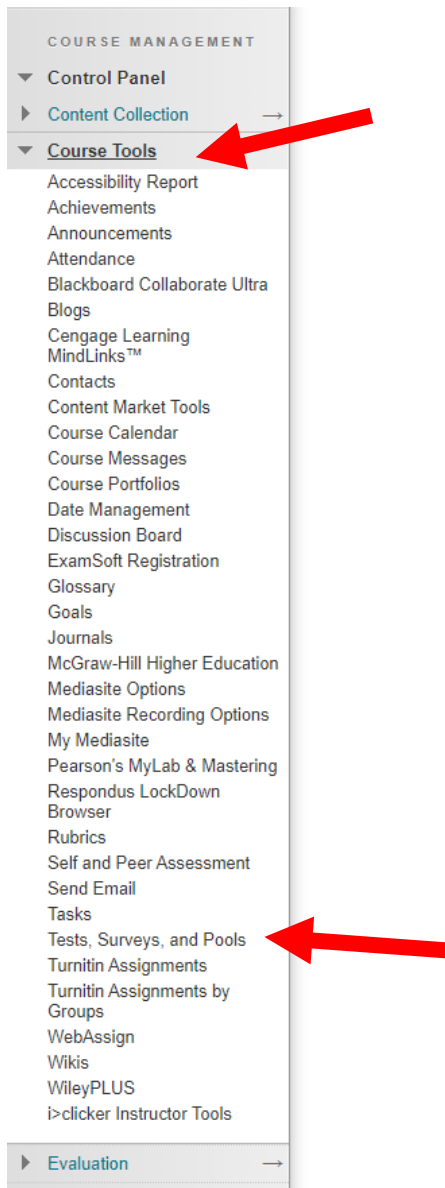
Quiz Type	Graded Quiz
Points	150
Assignment Group	Assignments
Shuffle Answers	No
Time Limit	No Time Limit
Multiple Attempts	No
View Responses	Always
Show Correct Answers	Immediately
One Question at a Time	No
Require Respondus LockDown Browser	No
Required to View Quiz Results	No
Webcam Required	No

Due	For	Available from	Until
-	Everyone	-	-

[Preview](#)

Importing Test Pool from eCampus to Canvas:

Inside the eCampus Course, click Course Tools on the left menu, then Test, Surveys, and pools



Choose Pools

Tests, Surveys, and Pools

Tests
Tests are sets of questions that are graded to measure student performance. Once a test is created here, it must be deployed within a content folder before students can take the test. Test results are reviewed in the Grade Center. Note that some question types are not automatically graded.

Surveys
Surveys are not graded, and student responses are anonymous. They are useful for gathering data from students that is not used to evaluate student performance. Surveys must be deployed in a content folder for students to respond to the survey.

Pools
Pools are sets of questions that can be added to any Test or Survey. Pools are useful for storing questions and reusing them in more than one Test or Survey.

Click the small arrow, then click Export to Local Computer

Name	Number of Questions
111 LabEx_2_sp20	25
Assessment	15
BIOL 111 Chapter 12	23
BIOL 111 Chapter 2	39
BIOL 213 Chapter 1	17
BIOL111_Summer2	50
BIOL111_Summer2	50
Lab Exam 1	20

This will download the zipped file into your Downloads folder

Go to your canvas course settings, and click import course content

BIOL-111-100,101,102,103,104 · Settings

Course Details Sections Navigation Apps Feature Options

Course is Unpublished

Share to Commons

Course Statistics

Course Calendar

Import Course Content

Export Course Content

Reset Course Content

Validate Links in Content

Blueprint Information

Current Users

Students: 69

Participant: None

Teachers: 1

Leader: None

Settings

Click the dropdown menu and choose Blackboard 6/7/8/9/ export

Import Content

Content Type

Select One

- Select One
- Copy a Canvas Course
- Canvas Course Export Package
- Unzip .zip file into folder
- Angel export .zip format
- Blackboard 6/7/8/9 export .zip file
- Blackboard Vista/CE, WebCT 6+ Course
- Common Cartridge 1.x Package
- D2L export .zip format
- Moodle 1.9/2.x
- QTI .zip file

Current Jobs

Course Copy

21 SPRING PRACTICE...

Apr 14 at 1:30pm

Completed

Now click Choose File

Import Content

Content Type: Blackboard 6/7/8/9 export .zip file

Source: Choose File

Default Question bank: Select question bank

Content:

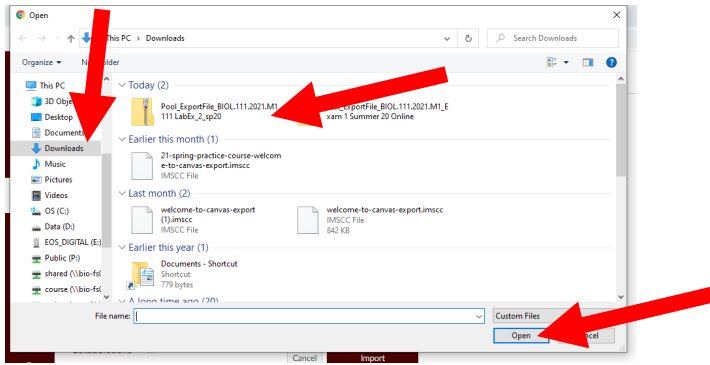
- All content
- Select specific content

Options:

- Overwrite assessment content with matching IDs
- Adjust events and due dates

Cancel Import

Click your downloads file on the pop up window and choose the downloaded file from eCampus



This will populate with the zip file, then click the Question Bank Drop Down

Import Content

Content Type: Blackboard 6/7/8/9 export .zip file

Source: Choose File Pool_ExportF...Ex_2_sp20.zip

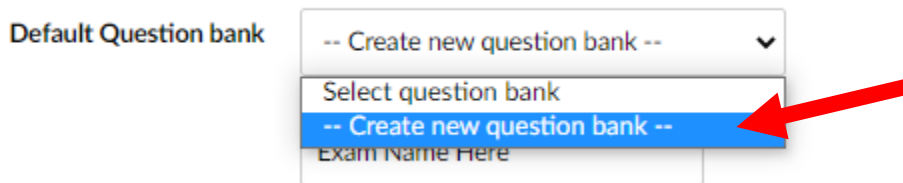
Default Question bank: Select question bank

Content: All content Select specific content

Options: Overwrite assessment content with matching IDs Adjust events and due dates

Buttons: Cancel, Import

Choose "Create New Question Bank"



Enter the pool name into the blank, then Choose "All content", then click Import

Import Content

Content Type: Blackboard 6/7/8/9 export .zip file

Source: Choose File Pool_ExportF...Ex_2_sp20.zip

Default Question bank: -- Create new question bank --

Exam 1 Pool

Content: All content Select specific content

Options: Overwrite assessment content with matching IDs Adjust events and due dates

Buttons: Cancel, Import

This will create a new row, once the row says completed you can move over to quizzes and import the content.

Import Content

Content Type

Current Jobs

Blackboard Learn	...1+Summer+20+Online.zip	Apr 14 at 2:29pm	Completed
------------------	---------------------------	------------------	-----------



Instructions for adding questions to an exam from an exam pool can be found in the Exam heading under Canvas Information here: <https://www.bio.tamu.edu/biology-information-technology-services/online-teaching-best-practices/>